

DIY Snake

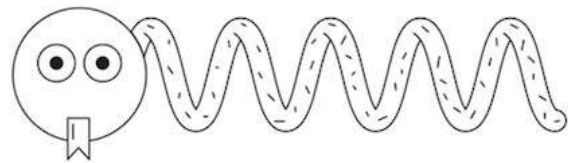
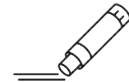
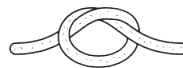


Glue the two wiggle eyes on the pompom. Cut the end of a red chenille stem, and poke it in the pompom or glue it on. Twist the 2 green chenille stems round your finger, and poke the pompom on the end.

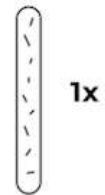
Take from the PepMelon Jumbo Box:

- 1 pompom
- 3 chenille stems
- 2 wiggle eyes

Techniques:



● 2x



1x



1x