

# 3D Solar System picture



This worksheet helps you learn the order of the planets and, interestingly, their mysterious signs. We love Pluto, so we left him a place even if they say he is not a real planet today. Do you know the correct order of the planets?

Use colours similar to the actual planets. We used glitter pompoms for the planets with rings. And don't forget the stars! The Jumbo Box rhinestones are perfect for them.


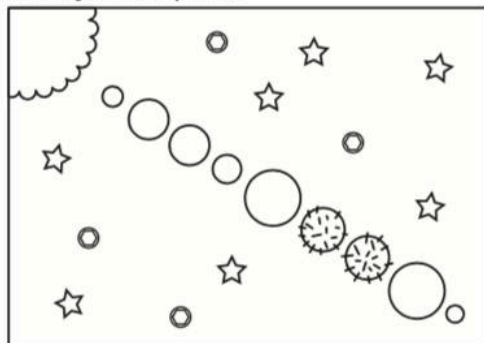
## Take from the PepMelon Jumbo Box:

- Pompoms - 1cm - 2pcs(Mercur, Pluto), 2cm - 2pcs (Earth,Mars), 2,5 cm - 1 pcs (Venus) , 3cm - 2 pcs (Jupiter, Neptunus)
- Glitter Pompoms - 2 pcs (Saturn, Uranus)
- 1 blue craft foam
- a piece of orange craft foam
- yellow and pink rhinestones

## Techniques:

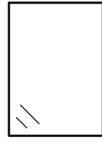
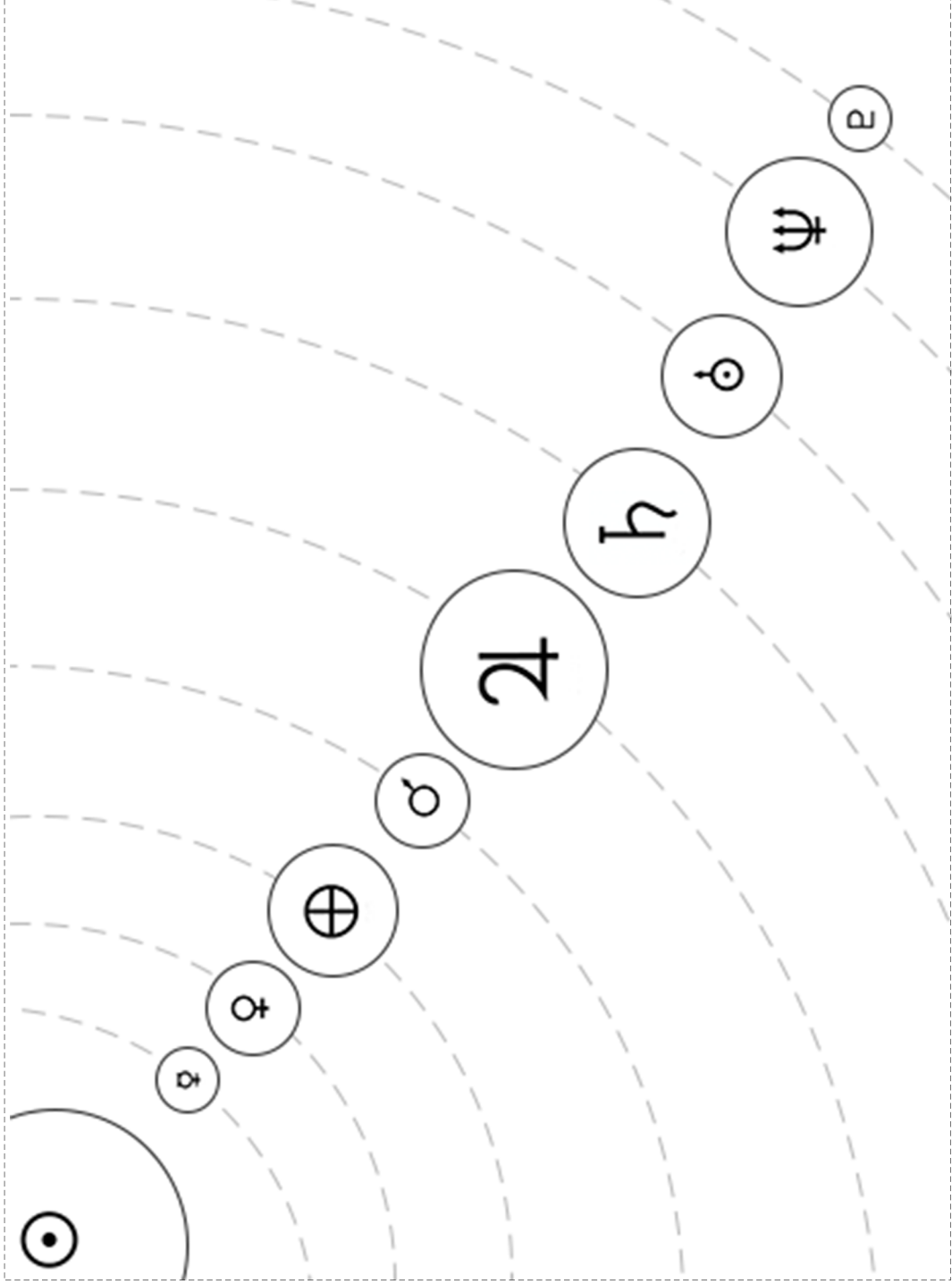


Solar System 3D picture



# World Space Week

4-10 October



1x



1x




3x



3x



2x



1x



# PepMelon

www.pepmelon.com @helllopepmelon

Copyright@PepMelon