

## Alpaca Llama decor DIY gift idea



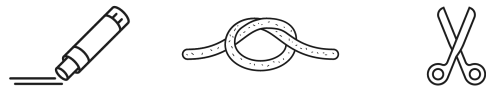
Cut out the llama shape (on the second page). Draw it around on the craft foam and cut it out too with the little elements. Draw its eyes, ears, feet and nose according to the guide. Glue the deco elements to it. The chenille is enough to bend over the craft foam. Finally, glue the alpaca onto the notebook. It's done!

Buy our Jumbo Box if you need a gift for a DIY fan. Check out our video on our Blog!



### Take from PepMelon Jumbo Box:

- 2-3 deco confetti
- 3-4 rhinestones
- 2 chenille stems
- 1 blue, 1 yellow and 1 pink craft foam

### Techniques:



# Llama / Alpaca decor



3x



4x



2x



2x



PepMelon



@helllopepmelon

www.pepmelon.com

Copyright © 2018 PepMelon