




Cactus home decor upcycling DIY idea

Use an older cylindrical box. Cover it with pink craft foams. Put two folded toilet tubes into it. Cut a circle from the darker pink craft foam, fold it in and cut in it 2 cm. Then in the other direction, there will be a + sign cut out. Cut out the cactus shapes from the green craft foams and decorate them. Push the two shapes into each other, then insert them into the cut of the dark pink decors. Put it in the box on the toilet tubes. Have fun!


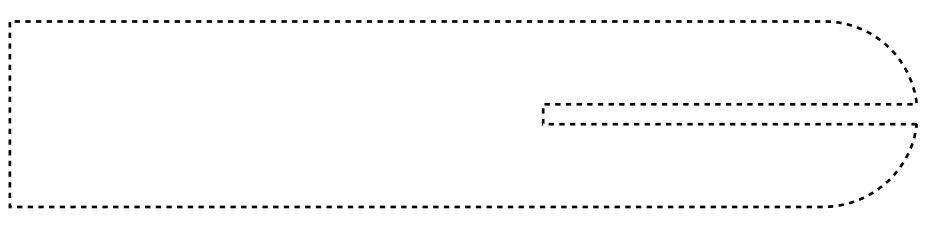

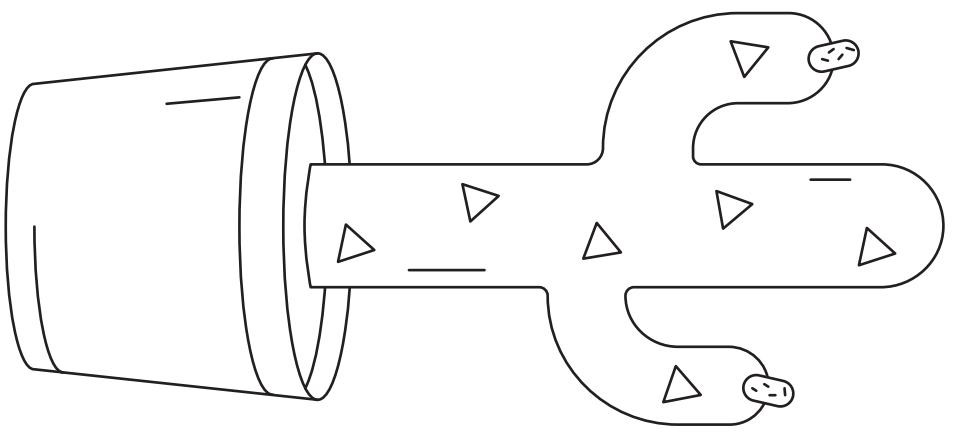
Take from the PepMelon Jumbo Box:

- 4 craft foams (pink, green light & dark)
- 7-10 deco konfetti
- a pink chenille stem (for the flowers of the cactus)

Techniques:



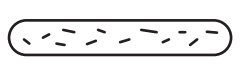
Cactus



1x



7x



1x



PepMelon

@helllopepmelon

www.pepmelon.com

Copyright © 2018 PepMelon