



# Carnival Mask

Follow the template on the next pages, cut them out of purple, yellow, and green craft foams. Stick them each other as you see in the picture. Make sure that the top and bottom elements are visible where the eyes are cut.

Finally, decorate it with rhinestones and deco confetti from the Jumbo Box.

### Take from PepMelon Jumbo Box:

- 3 pcs of craft foams (purple, green, yellow)
- a handful of rhinestones
- a handful of deco confetti

### Techniques:



# Carnival Mask



3x

20x



8x



4x



4x



4x




2x



2x



1x




**PepMelon**

@hellopepmelon


www.pepmelon.com

Copyright © 2019 PepMelon

# Carnival Mask



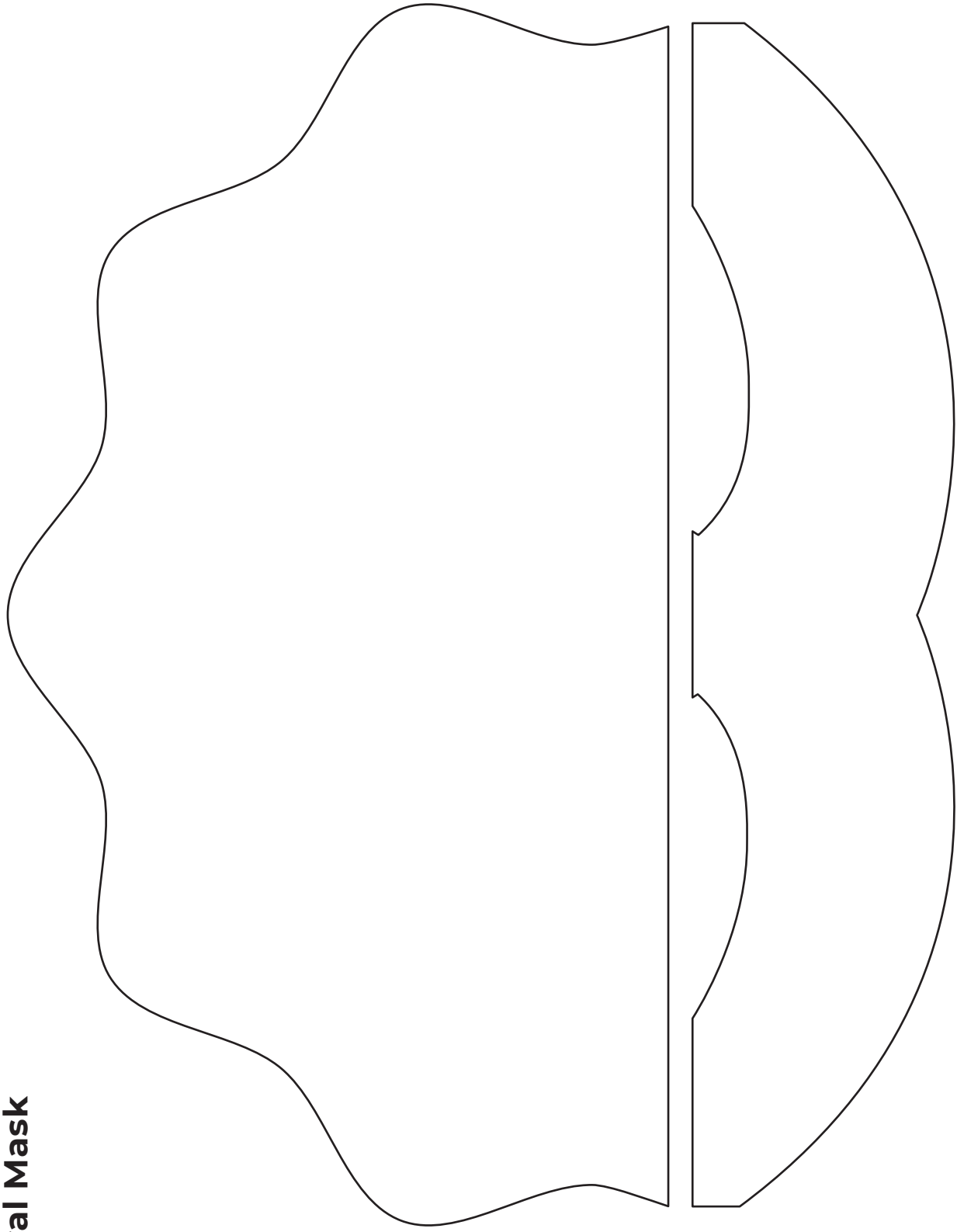
**PepMelon**

 @helllopepmelon


[www.pepmelon.com](http://www.pepmelon.com)

Copyright © 2019 PepMelon

# Carnival Mask



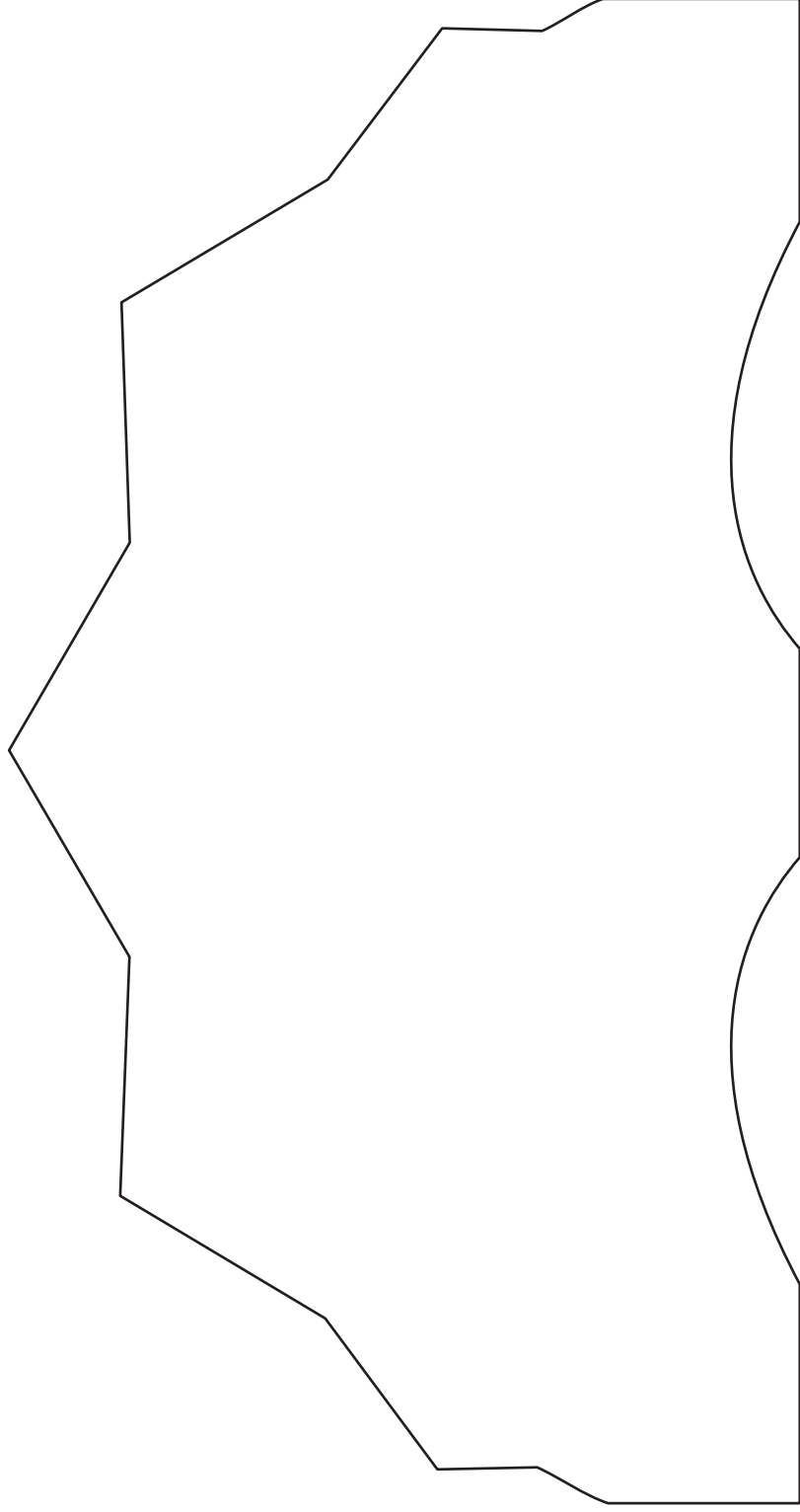
**PepMelon**

 @helllopepmelon


[www.pepmelon.com](http://www.pepmelon.com)

Copyright © 2019 PepMelon

# Carnival Mask



**PepMelon**

 @hellpepmelon

[www.pepmelon.com](http://www.pepmelon.com)

Copyright © 2019 PepMelon