

## Paper roll Butterfly



Use a toilet tube or any other paper roll. Cover it with a craft foam. Cut out 3 butterfly shapes from different colored craft foams based on the template. Glue them in the middle, then glue on the top the roll. Poke through a half-cut chenille stem on the roll or even glue wiggle eyes on the butterfly.

You can play with the wings and hang the butterfly into the room. Wonderful spring decoration.

### Take from PepMelon Jumbo Box:

- 4 pcs of craft foams
- 1 chenille stem
- 2 pcs of wiggle eyes, if you want

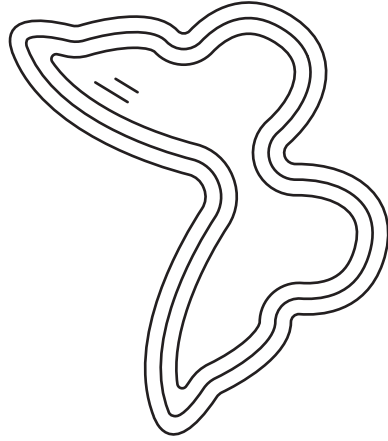

### Techniques:




# Butterfly



3x




**PepMelon**

 @hellpepmelon


[www.pepmelon.com](http://www.pepmelon.com)

Copyright © 2019 PepMelon

# Butterfly




**PepMelon**

 @hellopepmelon

[www.pepmelon.com](http://www.pepmelon.com)

Copyright © 2019 PepMelon

# Butterfly



**PepMelon**

@hellpepmelon

[www.pepmelon.com](http://www.pepmelon.com)

Copyright © 2019 PepMelon