

Bunny or Egg? Easter DIY



Cut out the egg template, decorate with anything from the Jumbo Box: rhinestones, deco confetti, pompoms, fabric flowers, chenille stems. The number of options is endless. Finally, cut a chenille stem to two and put them into the top of the egg, forming 1-1 ears. A pompom glued to the bottom of the egg already looks like a rabbit from the back.

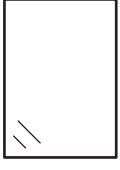
Take from the PepMelon Jumbo Box:

- 1 craft foam
- 7-10 deco confetti or rhinestones
- 2-3 pompoms or flower fabric shapes
- 1 chenille stem for the ears
- 1 pompom for the bunny tail

Techniques:



Easter Egg



1x




3x



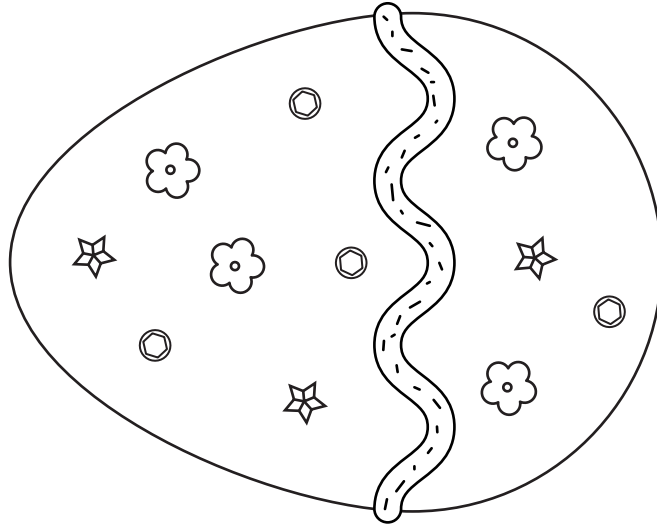
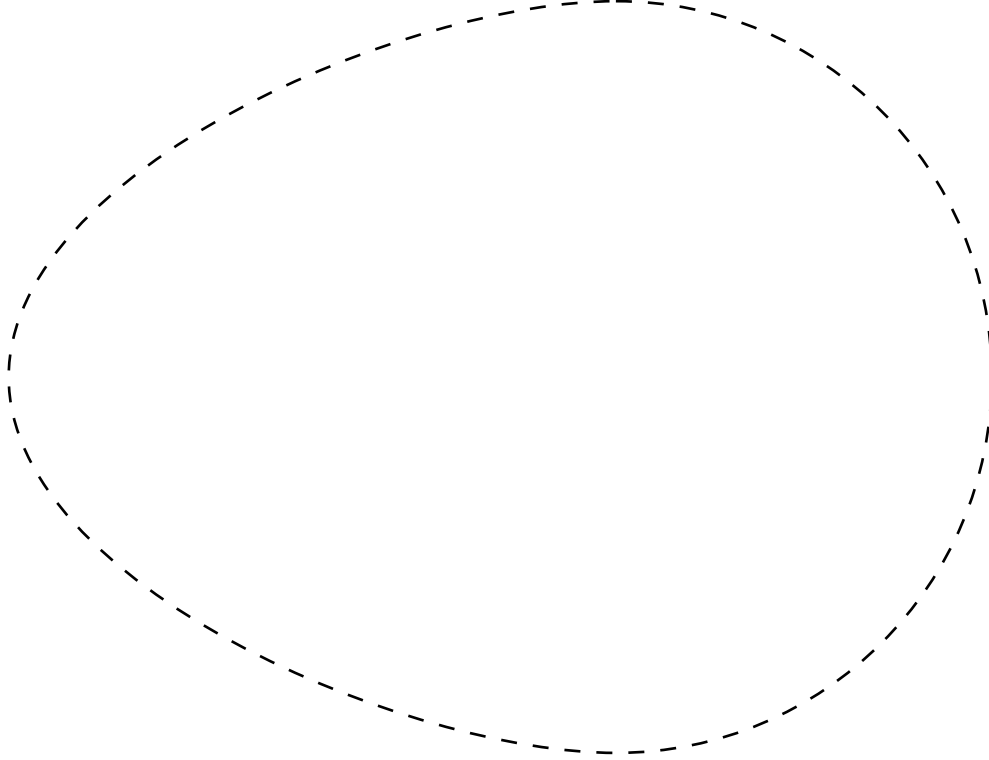
3x



4x



1x



PepMelon

 @helllopepmelon

www.pepmelon.com

Copyright © 2019 PepMelon